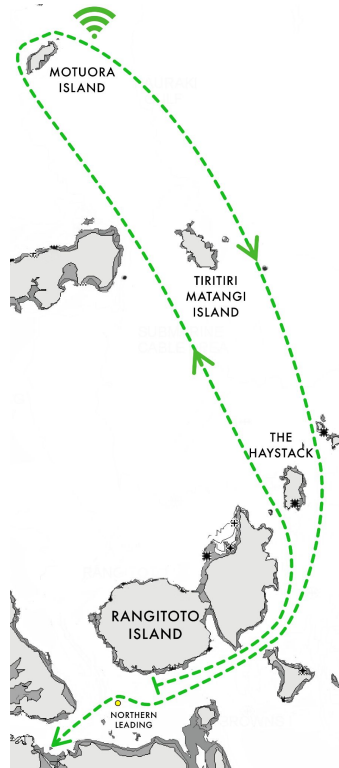


Course Information Sheet

These sheets are for reference only and NOT TO BE USED FOR NAVIGATION
Read the sailing instructions to ensure you are sailing the correct course!

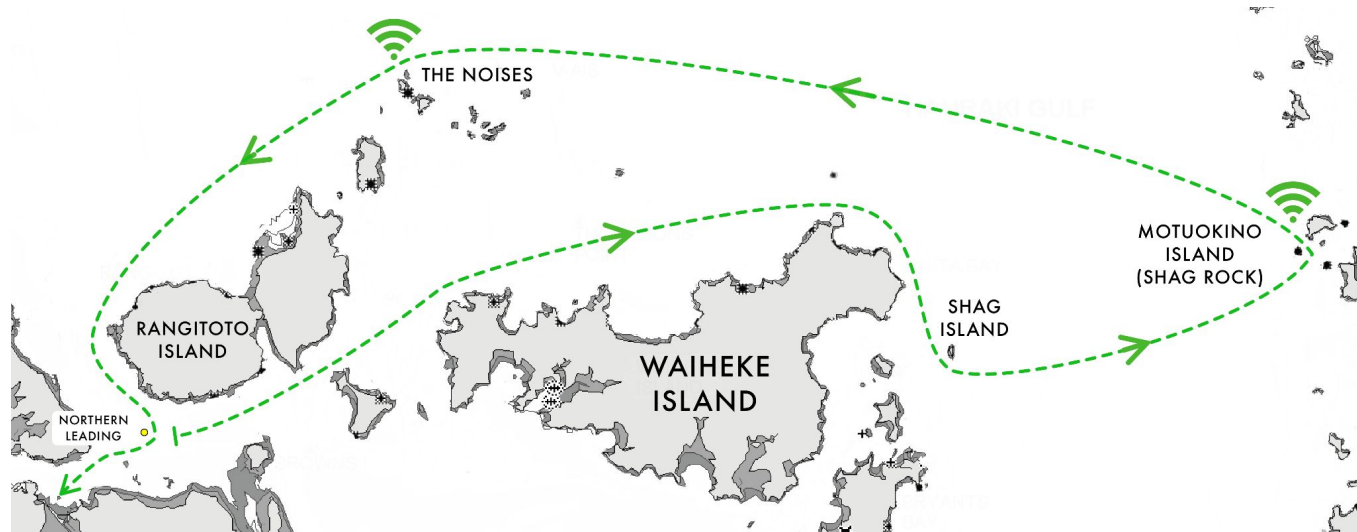


pic 60

Railblaza Course

Start passing Motutapu Island (port), TiriTiri Matangi Island (starboard), Motuora Island (starboard), The Haystack (Orarapa) (starboard), passing Motutapu Island (starboard), Northern Leading Buoy (port) to Finish.

Reply **MARK 1** to SSANZ Text message after passing and/or rounding Motuora Island



pic 100

Railblaza Course

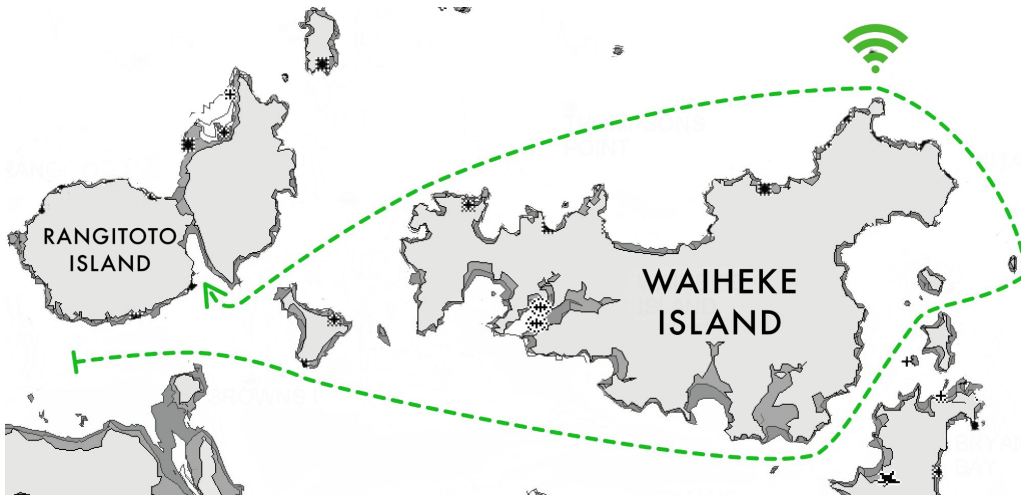
Start passing Motutapu Island (port), Waiheke Island (starboard), Tarahiki (Shag) Island (port), Motuokino Island (Shag Rock) (port), The Noises (port), Rangitoto Island (port), Northern Leading Buoy (starboard) to Finish.
Note: "The Noises" are defined as Otata Island and Motuhoropapa Island.

Reply **MARK 1** to SSANZ Text message after passing and/or rounding Shag Rock and **MARK 2** after passing and/or rounding The Noises



Course Information Sheet

These sheets are for reference only and NOT TO BE USED FOR NAVIGATION
Read the sailing instructions to ensure you are sailing the correct course!



pic 50

Railblaza Course

Start passing Browns Island (starboard), Waiheke Island (port),
Tarahiki (Shag) Island (port), Passing Waiheke (Port),
passing Motutapu Island (starboard), to Finish (Islington Bay entrance).

Reply **MARK 1** to SSANZ Txt message
after passing and/or rounding: Gannet Rock.



Hold everything – with the best mounting system on the water.

New Zealand based RAILBLAZA solves problems, to help you make the most of the outdoors.

Whether on water or land, their crew is committed to creating flexible, durable and user-friendly mounting systems that allow you to do more on your adventure.



Scan me to learn more.